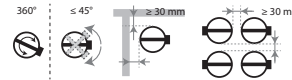
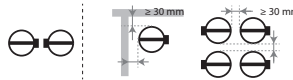
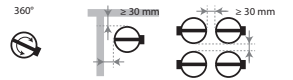



DECLARATION OF PERFORMANCE

GE_DoP_Rf-t_C9_EN ■ J-01/2021

1. Unique identification code of the product-type:	CR60
2. Intended use/es:	Circular fire damper to be used in conjunction with partitions to maintain fire compartments in heating, ventilating and air conditioning installations.
3. Manufacturer:	RF-Technologies NV, Lange Ambachtstraat 40, B-9860 Oosterzele
4. System/s of AVCP:	System 1
5. Harmonised standard / European Assessment Document; notified body / European Technical Assessment, Technical Assessment Body, notified body; certificate of constancy of performance:	EN 15650:2010, BCCA with identification number 0749; BCCA-0749-CPR-BC1-606-0464-15650.02-2517
6. Declared performance according to EN 15650:2010	(Fire resistance according to EN 1366-2 and classifications according to EN 13501-3)

Essential characteristics				Performance	
Range	Wall type	Wall	Sealing	Installation	Classification
Ø 100-125-150-160-180-200-250-300-315 mm	Rigid wall	Aerated concrete ≥ 100 mm	Mortar / Gypsum	1	EI 90 (v _e i ↔ o) S - (500 Pa)
			Stone wool + coating ≥ 140 kg/m ³	1	EI 90 (v _e i ↔ o) S - (300 Pa)
			Stone wool Mulcol Multimastic FB1 + coating	1	EI 60 (v _e i ↔ o) S - (300 Pa)
			Galvanised duct + stone wool + coating ≥ 150 kg/m ³ 1x60 mm	2	EI 60 (v _e i ↔ o) S - (300 Pa)
			Galvanised duct + stone wool + coating ≥ 140 kg/m ³ 2x50 mm	2	EI 90 (v _e i ↔ o) S - (300 Pa)
			Galvanised duct + stone wool + coating ≥ 140 kg/m ³ 2x50 mm + mortar	2	EI 90 (v _e i ↔ o) S - (300 Pa)
			Galvanised duct + GEOFLAM® F 45 mm + mortar	2	EI 90 (v _e i ↔ o) S - (500 Pa)
			Galvanised duct + GEOFLAM® Light 35 mm + mortar	2	EI 90 (v _e i ↔ o) S - (500 Pa)
	Rigid floor	Aerated concrete ≥ 150 mm Aerated concrete ≥ 100 mm	Stone wool + coating ≥ 140 kg/m ³	3	EI 90 (h _o i ↔ o) S - (300 Pa)
			Mortar	3	EI 90 (h _o i ↔ o) S - (500 Pa)
	Flexible wall	Metal studs gypsum plasterboard Type A (EN 520) ≥ 100 mm	Gypsum	1	EI 60 (v _e i ↔ o) S - (500 Pa)
			Stone wool + coating ≥ 140 kg/m ³	1	EI 60 (v _e i ↔ o) S - (300 Pa)
			Galvanised duct + stone wool + coating ≥ 150 kg/m ³ 1x60 mm	2	EI 60 (v _e i ↔ o) S - (300 Pa)
			Galvanised duct + stone wool + coating ≥ 140 kg/m ³ 2x50 mm	2	EI 60 (v _e i ↔ o) S - (300 Pa)
Gypsum			1	EI 90 (v _e i ↔ o) S - (500 Pa)	
Metal studs gypsum plasterboard Type F (EN 520) ≥ 100 mm		Stone wool + coating ≥ 140 kg/m ³	1	EI 90 (v _e i ↔ o) S - (300 Pa)	
		Stone wool Mulcol Multimastic FB1 + coating	1	EI 60 (v _e i ↔ o) S - (300 Pa)	
		Galvanised duct + stone wool + coating ≥ 140 kg/m ³ 2x50 mm	2	EI 90 (v _e i ↔ o) S - (300 Pa)	
		Block glue	1	EI 90 (v _e i ↔ o) S - (500 Pa)	
		Gypsum blocks ≥ 70 mm	1	EI 90 (v _e i ↔ o) S - (500 Pa)	
Ø 100-125-150-160-180-200-250 mm	Flexible wall	Metal studs gypsum plasterboard Type A (EN 520) ≥ 100 mm	Stone wool ≥ 40 kg/m ³ + cover plates	1	EI 60 (v _e i ↔ o) S - (500 Pa)
CR60-15 Ø 100-125-160-200-250-315 mm	Rigid wall	Aerated concrete ≥ 100 mm	Not applicable	4	EI 60 (v _e i ↔ o) S - (500 Pa)
	Rigid floor	Aerated concrete ≥ 100 mm	Not applicable	4	EI 60 (h _o i ↔ o) S - (500 Pa)
			Not applicable	4	EI 90 (h _o i → o) S - (500 Pa)
	Flexible wall	Metal studs gypsum plasterboard Type A (EN 520) ≥ 100 - ≤ 125 mm	Not applicable	4	EI 60 (v _e i ↔ o) S - (500 Pa)
	Asymmetrical flexible wall (shaft wall)	Metal studs gypsum plasterboard Type F (EN 520) ≥ 80 mm	Not applicable	4	EI 60 (v _e i ↔ o) S - (500 Pa)

1	Type of installation: built-in, 0-360°. Minimal distances authorised with axis till 45°. 	2	Type of installation: remote from the wall, 0/180°. Minimal distances authorised. 	3	Type of installation: built-in, 0-360°. Minimal distances authorised. 
4	Type of installation: surface-mounted, 0/180° (500 Pa), 0-360° (300 Pa). Minimal distances authorised with axis till 45°. 				

Nominal activation conditions/sensitivity:	Pass
Response delay (response time): closure time	Pass
Operational reliability: cycling	MFUS - 50 cycles; MMAG - 300 cycles; B(L)F(T) - 10000 cycles; BFL(T) - 10000 cycles; ONE - 10000 cycles; ONE-X - 10000 cycles; UNIQ - 10000 cycles
Durability of response delay:	Pass
Durability of operational reliability:	Pass
Protection against corrosion according to EN 60068-2-52:	Pass
Damper casing leakage according to EN 1751:	≥ class C

The performance of the product identified above is in conformity with the set of declared performance/s. This declaration of performance is issued, in accordance with Regulation (EU) No 305/2011, under the sole responsibility of the manufacturer identified above.

Signed for and on behalf of the manufacturer by:
Mathieu Steenland, Technical Manager



Oosterzele, 01/2021



Harmonised standard
EN 15650:2010